



Installation Instructions

*Sure-Step (Part # DN240-S4)
02-07Dodge Ram Quad Cab*

NOTE: Carefully read entire instructions thoroughly before attempting to install this part. These Sure-Steps have a 300 lb. weight capacity. Not all hardware will be used on all models.

Parts Included	Qty
Front Mounting Bracket (Short)	2
Rear Mounting Bracket (Long)	2
Front support Bracket (02-05)	2
Front Support Bracket (06-07)	2
Rear Support Bracket	2
Bolt Plates	4
1/2" x 1 1/2" Hex Bolt	2
3/8" x 1 1/2" Hex bolt	4
3/8" Flat Washer	10
3/8" Lock Washer	6
3/8"- 16 Hex Nut	6
1/2" X 2" Hex Bolt	4
1/2"- 13 Hex Bolt	2
1/2" Flat Washer	12
1/2" Lock Washer	10
12mm x 120mm Hex Bolt	4
Spacer Plate	4

Tools Needed
Ratchet
Socket Set
Wrench Set

Step 1: Remove the drivers' side front and rear body mount bolts.

Step 2: Install the front (short) mounting bracket using the spacer plate and 12mm x 120mm bolt, flat washer and lock washer. (The spacer plate goes between the top of the bracket and the bottom of the body mount bushing) Figure 1.

Step 3: Install the rear (Long) brackets using the process in Step 2.(Figure 2)


For Technical Support/Warranty Information please call 310-762-9944

Smittybilt, 1600 Walnut Parkway, Rancho Dominguez, CA 90220



Installation Instructions

Sure-Step (Part # DN240-S4)
02-07 Dodge Ram Quad Cab




(Figure 1)




(Figure 2)

Step 4: Place the side bar into position. Attach bar to brackets using the 1/2 " x 2" bolts, flat washers and lock washers. To determine which side bar is Left or Right, check the letter stamped on the welded insert at the inside of the end of the tube. **Note:** Be sure to install the plastic ring between the bar end and bracket.

Step 5: Remove tape covering the rear hole in the vehicle body. (If applicable) Now place the rear bolt plate into hole. (Figure 3) Attach the rear support bracket to the rear bar bracket and the body of the vehicle using the supplied 3/8" hardware. (Figure 2)



(Figure 3)



(Figure 4)

For Technical Support/Warranty Information please call 310-762-9944

Smittybilt, 1600 Walnut Parkway, Rancho Dominguez, CA 90220



Installation Instructions

*Sure-Step (Part # DN240-S4)
02-07 Dodge Ram Quad Cab*

Step 6: On 02-05 models attach the front support bracket as shown in Figure 1 using the supplied 1/2" hardware for the top and 3/8" hardware on the bottom. The top of the support bracket attaches to a hole in the side of the body mount body bracket. The bottom of the support bracket attaches to the front bar bracket. On 06-07 models install a bolt plate into the body and attach support bracket as shown in Figure 4. Attach using the supplied 3/8" hardware.

Step 7: After checking to make sure the side bars are level and parallel with the sides of the vehicle completely tighten all hardware at this time. Installation is now complete. Repeat steps 1 through 7 on other side.

Cleaning and Maintenance

To protect your investment, wax this product after installing. Regular waxing is recommended to add a protective layer over the finish.

For stainless steel: aluminum polish may be used to polish small scratches and scuffs on the finish. Mild soap, window or glass cleaner may be used also.

For gloss black finishes. Mild soap, window and glass cleaner may be used. Do not use any type of polish or wax that contains abrasive that could damage the finish.

LIMITED WARRANTY

Smittybilt (The Company) warrants to the original purchaser of this product that should the product or any part thereof, under normal use and conditions, be proven defective in material or workmanship within the warranty period of 5 years from the date of purchase, such defect(s) will be repaired or replaced (At the Company's option) without charge for parts or labor. To obtain repair or replacement within the terms of the warranty, the product is to be delivered with proof of warranty coverage (e.g. dated bill of sale, receipt), specification of defect, freight pre-paid with Returns Good Authorization Number from Smittybilt to place of purchase. Items returned to Smittybilt Automotive without an Returns Authorization Number will be refused and returned to sender at the senders expense.

This warranty does not apply to any product or part thereof which, in the opinion of the Company, has suffered or been damaged through altercation, improper installation, mishandling, misuse, neglect accident or acts of nature. **THE EXTENT OF THE COMPANY'S LIABILITY UNDER THIS WARRANTY IS LIMITED TO THE REPAIR OR REPLACEMENT PROVIDED ABOVE AND, IN NO EVENT, SHALL THE COMPANY'S LIABILITY EXCEED THE PURCHASE PRICE PAID BY THE PURCHASER FOR THIS PRODUCT.**

This warranty is in lieu of all expressed warranties and liabilities. ANY IMPLIED WARRANTIES, INCLUDING ANY IMPLIED WARRANTY OF MERCHANTABILITY SHALL BE LIMITED TO THE DURATION OF THIS WRITTEN WARRANTY. ANY ACTION FOR BREACH OF ANY WARRANTY HEREUNDER INCLUDING ANY IMPLIED WARRANTY OF MERCHANTABILITY MUST BE BROUGHT WITHIN A PERIOD OF 90 DAYS FROM DATE OF ORIGINAL PURCHASE. IN NO CASE SHALL THE COMPANY BE LIABLE FOR ANY CONSEQUENTIAL OR INCIDENTAL DAMAGES FOR BREACH OF THIS OR ANY OTHER WARRANTY, EXPRESSED OR IMPLIED, WHATSOEVER. No person or representative is authorized to assume for the company any liability other than expressed herein in connection with the sale of this product. Some states do not allow limitations on how long an implied warranty lasts or the exclusion or limitation of incidental or consequential damage, therefore above limitations may not apply to you. This warranty gives the purchaser specific legal rights. The purchaser may have additional rights, which vary from state to state.

Some states do not allow limitations on how long an implied warranty lasts or the exclusion or limitation of incidental or consequential damage, therefore above limitations may not apply to you. This warranty gives the purchaser specific legal rights. The purchaser may have additional rights, which vary from state to state.

For Technical Support/Warranty Information please call 310-762-9944

Smittybilt, 1600 Walnut Parkway, Rancho Dominguez, CA 90220



Installation Instructions

Sure-Step (Part # DN240-S4)

02-07Dodge Ram Quad Cab

For Technical Support/Warranty Information please call 310-762-9944

Smittybilt, 1600 Walnut Parkway, Rancho Dominguez, CA 90220



Installation Instructions

Sure-Step (Part # DN240-S4)

02-07Dodge Ram Quad Cab

For Technical Support/Warranty Information please call 310-762-9944

Smittybilt, 1600 Walnut Parkway, Rancho Dominguez, CA 90220