



**Installation Instructions**  
***Sure-Step (Part # CN1920-S4x)***  
*01-07 Chevrolet / GMC Silverado / Sierra Crew Cab,*  
*Including HD.*

**NOTE:** Please read this information before installing. Check components received with components listed below. **NO DRILLING REQUIRED** for installation of these SureStep side bars. To obtain correct installation, we recommend you to follow these step by step installation instructions carefully. Please take care when installing this product to protect the finish and your investment.

<b>QTY</b>	<b>DESCRIPTION</b>
1	Sure-Step, left side
1	Sure-Step, right side
1	Front Support Bracket-left
1	Front Support Bracket-right
2	Center Support Bracket
1	Rear Support Bracket-left
1	Rear Support Bracket-right
4	3" Plastic Ring
6	12mm x 1.75 x 120mm Hex Bolt-zinc plated
10	12mm Flat washer-zinc plated
10	12mm Split Lock washer-zinc plated
4	12mm x 1.75 x 50mm Hex Bolt-zinc plated
2	8mm x 1.25 x 25mm Hex Bolt-zinc plated
2	8mm Flat washer-zinc plated
2	8mm Split washer-zinc plated

**Step 1:** Locate left side brackets, 12mm x 120mm Hex Bolts, 12mm Lock washers and 12mm Flat washers. Remove front, center, and rear cab mount bolts located under the cab. Loosely attach brackets to the bottom of the cab mounts with the hardware listed in this step (Figure 1, 2 & 3).  
(On 07-09 Models you re-use the OEM body mount bolts)

**For Technical Support/Warranty Information please call 310-762-9944**

**Smittybilt, 1600 Walnut Parkway, Rancho Dominguez, CA 90220**



**Installation Instructions**  
**Sure-Step (Part # CN1920-S4x)**  
*01-07 Chevrolet / GMC Silverado / Sierra Crew Cab, Including HD.*

Rear

Center

Front




Figure 1




Figure 2




Figure 3

**Note: Brackets may vary slightly than ones pictured.**

**Step 2:** Secure the side bar to the front and rear brackets using the 12mm x 50mm Hex Bolts, Lock washers and Flat Washers provided. Secure the Center Bracket to the Side Bar using 8mm x 25mm Hex Bolts, Lock washers and Flat washers provided. After checking to make sure the sidebar is level and square with the side of the vehicle, completely tighten all hardware.

**Step 3:** Repeat steps one and two on opposite side of vehicle. Installation is now complete.

Product cleaning and maintenance instructions

**Stainless Steel Finish** – Aluminum polish may be used to polish small scratches and scuffs on the finish. Mild soap, window or glass cleaner may be used to clean the finish. **Dual state powder coat finish** – Mild soap, window or glass cleaner may be used to clean the finish. In order to protect the finish, you may wax your product on a regular basis with pure carnauba automotive wax. Do not use any types of soap, polish or was that contains abrasive that could damage the finish. **Textured coated finishes** should be cleaned with a mild soap on a damp sponge. Do not apply polish or was that requires to be removed by means of buffing. This type of wax is commonly used at car wash facilities.

**Chrome Finish** – Mild soap, window or glass cleaner may be used to clean the finish. In order to protect the finish you should wax your product on a regular basis with pure carnauba automotive wax. Do not use any types of soap, polish or was that contains abrasive that could damage the finish.

Limited Warranties

**For Technical Support/Warranty Information please call 310-762-9944**

**Smittybilt, 1600 Walnut Parkway, Rancho Dominguez, CA 90220**



## **Installation Instructions**

### ***Sure-Step (Part # CN1920-S4x)***

***01-07 Chevrolet / GMC Silverado / Sierra Crew Cab,  
Including HD.***

Smittybilt's products are covered under the following limited warranties only. Note that the duration of the limited warranty differs according to the material and finish of the product purchased. Subject to the duration and conditions of the limited warranty stated below, Smittybilt warrants to the original retail purchaser that its products are free from defects in material and workmanship. All other warranties and representations express or implied are hereby disclaimed, including fitness for merchantability and buyer's intended use or purpose. All parts are sold "AS IS" except for the limited warranties granted herein. Buyer assumes all risks as to the selection, suitability and performance of all goods and products selected. This limited warranty does not cover damage or impairment in any part due to misuse, improper installation, accident or contact with on-road or off-road hazards, product modification, improper or inadequate cleaning and/or maintenance. Smittybilt is not responsible for items damaged during shipping. This warranty is not transferable from the original buyer. For the original Buyer to be eligible for the limited warranty coverage, the Buyer must provide proof of purchase. Smittybilt strongly recommends returning the warranty registration card.

Customer's remedy hereunder shall be limited only to repair or replacement (at Smittybilt's option) of any defective part(s) returned to Smittybilt at customer's expense. The determination of whether or not a returned part is defective or subject to coverage under the limited warranties stated herein shall be made at Smittybilt's sole discretion.

#### Duration of Limited Warranty

##### **1. Limited Lifetime Warranty on Stainless Steel Products -**

Smittybilt stainless steel products carry the foregoing limited repair or replacement warranty **against workmanship and defects in the material** so long as the original purchaser retains the original stainless steel parts.

##### **2. Limited Five (5) Year / 50,000 Mile Pro-Rata Warranty (whichever occurs first) on Dual-Stage Powder Coating Products -**

Smittybilt dual-stage powder coated products carry the foregoing limited repair or replacement warranty for a period of (5) years or 50,000 miles (whichever occurs first) from date of purchase **against workmanship and defects in the material**, provided that any claim submitted after (2.5) years from date of purchase shall, if accepted, be satisfied by Smittybilt offering customer a credit on the purchase of a replacement product equal to fifty percent (50%) of customer's initial purchase price.

##### **3. Limited Three (3) Year / 36,000 Mile Pro-Rata Warranty (whichever occurs first) on Chrome Products -**

Smittybilt chrome products finished carry the foregoing limited repair or replacement warranty for a period of three (3) years or 36,000 miles **against workmanship and defects in the material** (whichever occurs first) from the date of purchase.

#### Requesting Warranty Coverage

To make a claim under this limited warranty, customer must:

(1) Call Smittybilt, at (888) 717-5797 for a return authorization code (RAC) and/or Smittybilt may require photographic proof of defect before issuing an (RAC); (2) return the defective part, properly packaged to prevent further damage to the product, postage prepaid, together with dated proof of purchase receipt and identifying return authorization code (RAC) on the outside of the packaging to Smittybilt at 1600 Walnut Parkway, Compton, CA 90220. Warranty claims can not be determined until the returned merchandise is inspected. A minimum charge of fifteen percent (15%) may be added for all products which are determined to be returned for reasons other than warranty. Additional charges may be applied if merchandise is damaged or unsellable upon receipt.

**For Technical Support/Warranty Information please call 310-762-9944**

---

**Smittybilt, 1600 Walnut Parkway, Rancho Dominguez, CA 90220**